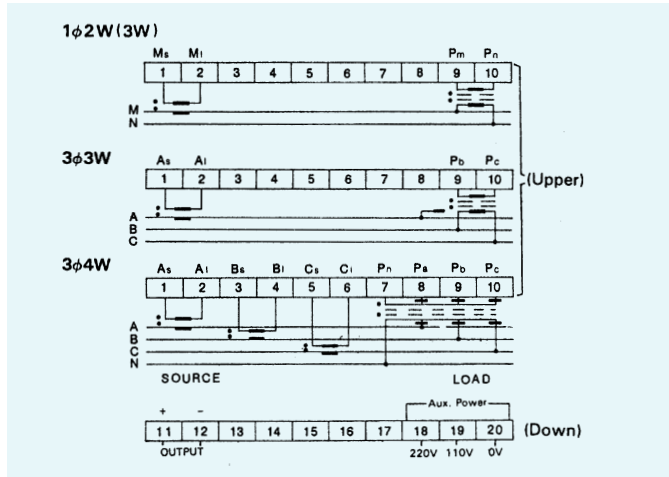
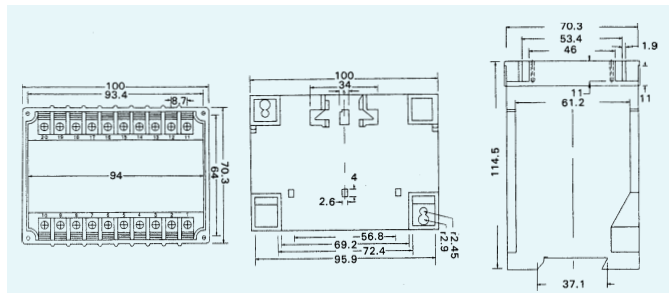


Terminal Connection



Dimension (unit: mm)



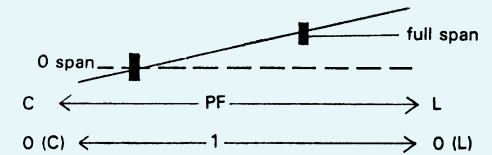
Calibration: Dn

D1: 0.5(C) to 1 vs

0 to full span output

D2: 0(C) to 1 vs

0 to full span output



Note: (C) Capacitive (L) Inductive Load

D3: 0.5(C) to 1 to 0.5(L) vs

0 to 1/2 span to full span output

D4: 0(C) to 1 to 0(L) vs

0 to 1/2 span to full span output

