


# RUDOLF™ Transducer

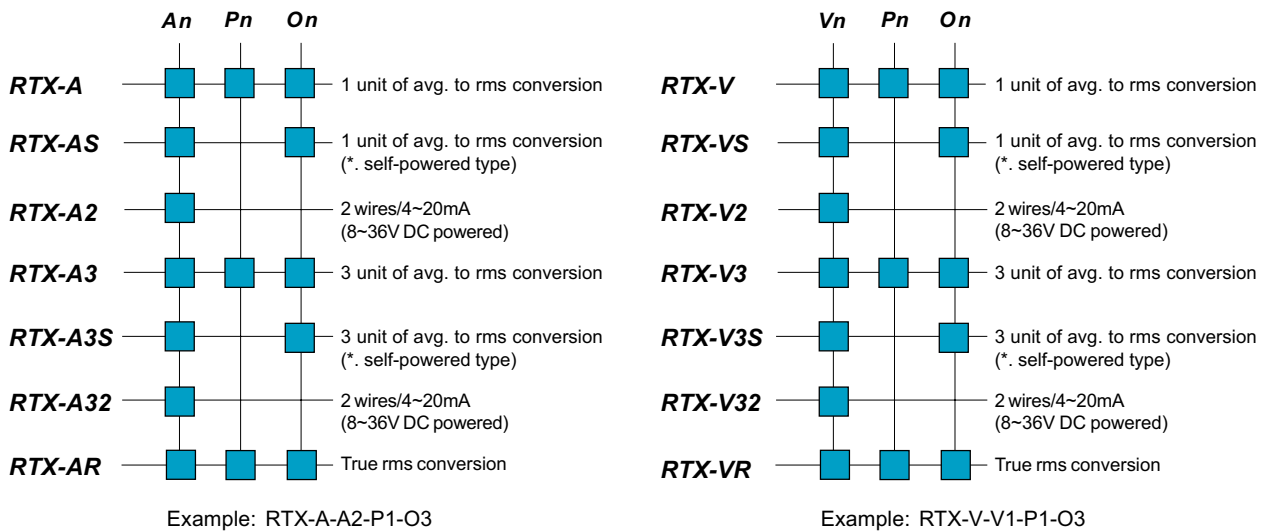
## AC Current & Voltage Transducer



### Features

- Measuring & Conversion DIN-IEC 688
- Dielectric Strength DIN-IEC 688  
2 kVac 50/60Hz/1 minute
- Impulse test ANSI C37.90a/1974, IEEE 587/1983, IEC 255-4,  
5KV (1.2x50µs)
- Surge test (ring wave) IEC 255-4 (2.5KV - 0.25ms/1 MHz)

### Order Form



### Input & Output Parameters

Vn: Voltage input	Vn rating range	V1 150V AC 0~150V AC	V2 300V AC 0~300V AC	V3 500V AC 0~500V AC	V4 110V AC 0~110V AC	V5 440V AC 0~440V AC	On: Output		
							O1 0~1mA	O2 0~20mA	O3 4~20mA
An: Current input	An rating range	A1 1A 0~1A	A2 5A 0~5A					O5 0~10mA	O6 0~1V
Pn: Auxiliary power input	Pn rating	P1 120V AC	P2 240V AC	P3 415V AC	P4 30V DC	P5 110V DC	O7 0~5V	O8 0~10V	O9 2~10V
							O10 1~5V		

- Note:**
1. For self-powered type .... zero based outputs only
  2. RTX-AR & RTX-VR TRMS conversion with ability for a distortion wave form measurement

# RUDOLF™ Transducer

## AC Current & Voltage Transducer

### Specification

• Accuracy	: 0.1% F.S. (TRMS) (23 ± 5°C) 0.2% F.S. (RMS) (23 ± 5°C)
• Temp. coefficient	: 100ppm/°C (0–50°C)
• Input burden	: ≤ 0.2VA (voltage) ≤ 0.2VA (current)
• Maximum input over	: Current related input: 3 x rated continuous 10 x rated 30 sec., 25 x rated 3 sec., 50 x rated 1 sec Voltage related input: maximum 2 x rated continuous
• Response time	: ≤ 250ms (0-90%)
• Output ripple (p-p)	: < 0.1% F.S.
• Output drive capability	: ≤ 10mA for voltage output mode ≤ 10V for current output mode
• Dielectric strength	: 2kVAC/1 min. (input / output / aux. power / case)
• Surge test	: ANSI C37.90a/1974, DIN-IEC 255-4 impulse voltage 5kV (1.2 x 50μs)
• Operating condition	: 0~55°C (20 to 95% RH non-condensed)
• Storage condition	: 0~70°C (20 to 95% RH non-condensed)
• Power supply	: AC 110V/220V ± 20% (50/60Hz) ≤ 2VA (PA1), ≤ 3.5VA (PA3) (Optional DC 48V or DC 110V ± 20%)
• Magnetic effect	: < 0.005% change 1M center 100 ampere-turn, synchronized with line frequency
• Aux. power effect	: < 0.005% per voltage change
• Impulse/surge test IEC255-4	: IEC 688, 5 kV, 1.2/50ms waveform, IEC 255-22-1, 2.5 kV (1MHz/400Hz)
• Housing	: Flame proof, self-extinguishing grey polycarbonate. Case IP 50 snap mounting on DIN EN 50022-35 or surface mounting. Compliance with IEC 529, BS 5490, DIN 40054 Protection touch-proof terminals and enclosure meeting requirements of VBG 4 & VDE 0106 part 100 Germany).

#### Insulation

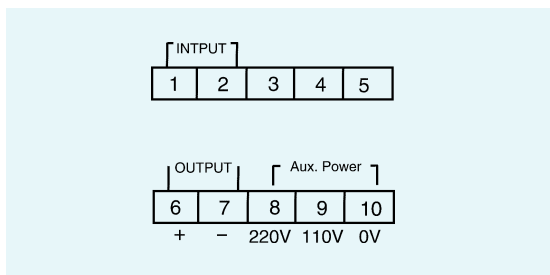
• Protection class	: Class II complying with IEC 348 / BS 4735 / DIN 57411 / VDE 0411
• Test voltage	: 4kV rms 50 Hz 1 min. between Input / Case / Auxiliary / Output

#### Applied Standards

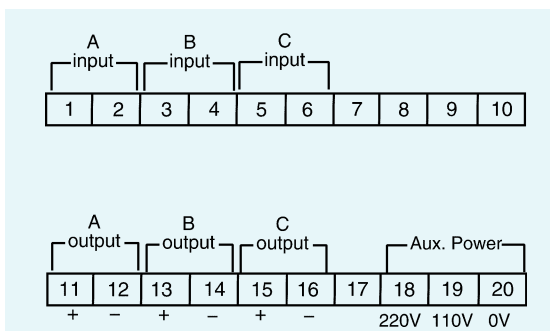
• General	: IEC 688-1 / IEC 255-4 / BS 6253: Part 1
• Safety	: IEC 348-1 / BS 4753 / DIN 57411 / VDE 0411 / ANSI C 37
• Surge withstand	: IEC 801 / EN55020 / ANSI C37-90a
• Radio Screening	: RFI degree N Complies with VDE 0875
• Adaptability for power system	: EN 61010, IEC 0110-1

### Terminal Connection

1 Unit

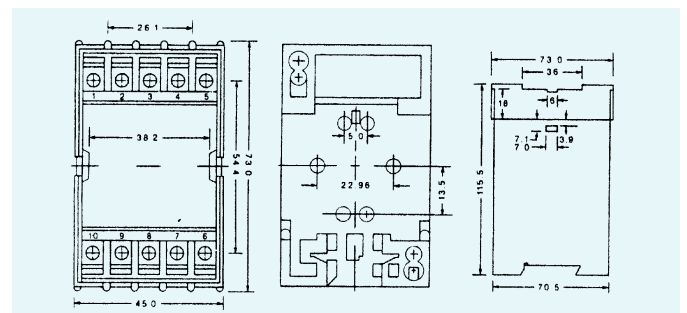


3 Units



### Dimension (unit: mm)

1 Unit



3 Units

